



2023 annual report to the Community

Airdale Primary School

Airdale Primary School number: 980

Partnership: Pirie



School principal:

Daniel Seidel



Signature

Date of endorsement:

26/03/2024



Government
of South Australia
Department for Education

Context Statement

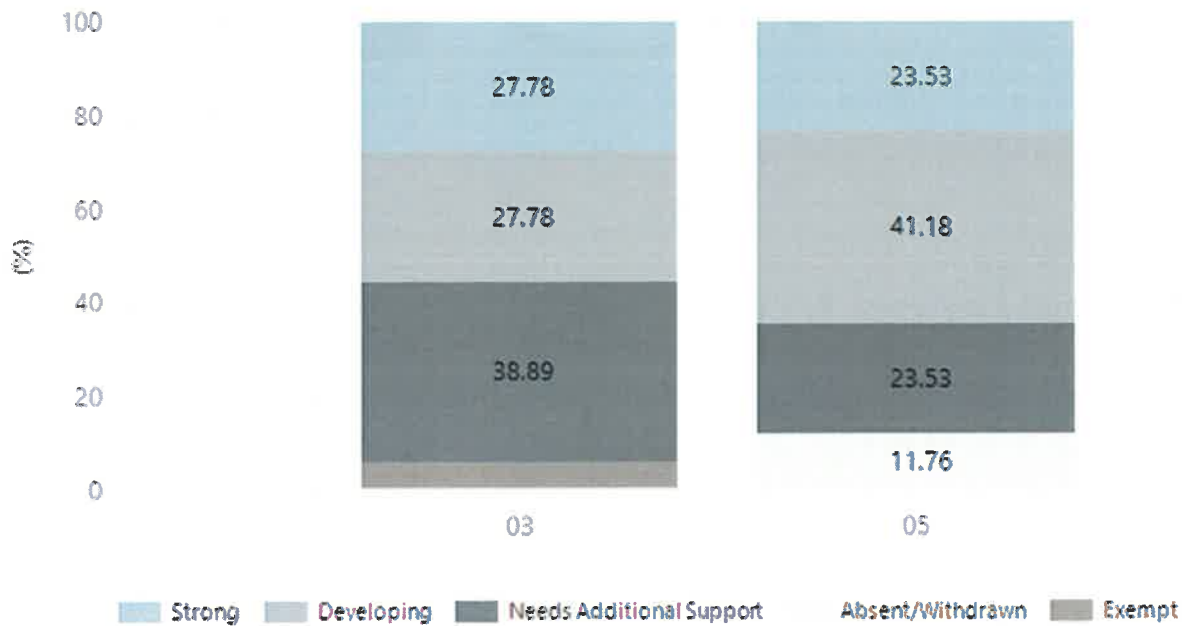
Airdale Primary School caters for students from R-6. At the time of this report, the enrolment in 2023 is 123. Airdale Primary School is classified as Category 1 on the Department for Education Index of Educational Disadvantage. At the time of this report, the school population includes 33% Aboriginal students, 10% students with disabilities, 10% children/young people in care. Further information about the school is available on the school's website (including its context statement), as well as the My School website.

Performance Summary

NAPLAN Proficiency

In 2023, the Australian Curriculum, Assessment and Reporting Authority (ACARA) - a Commonwealth Independent statutory authority - announced changes to NAPLAN performance reporting. This new way of reporting by ACARA that NAPLAN results from 2023 will not be comparable to previous years. The new approach replaces the previous numerical NAPLAN bands and the national minimum standard.

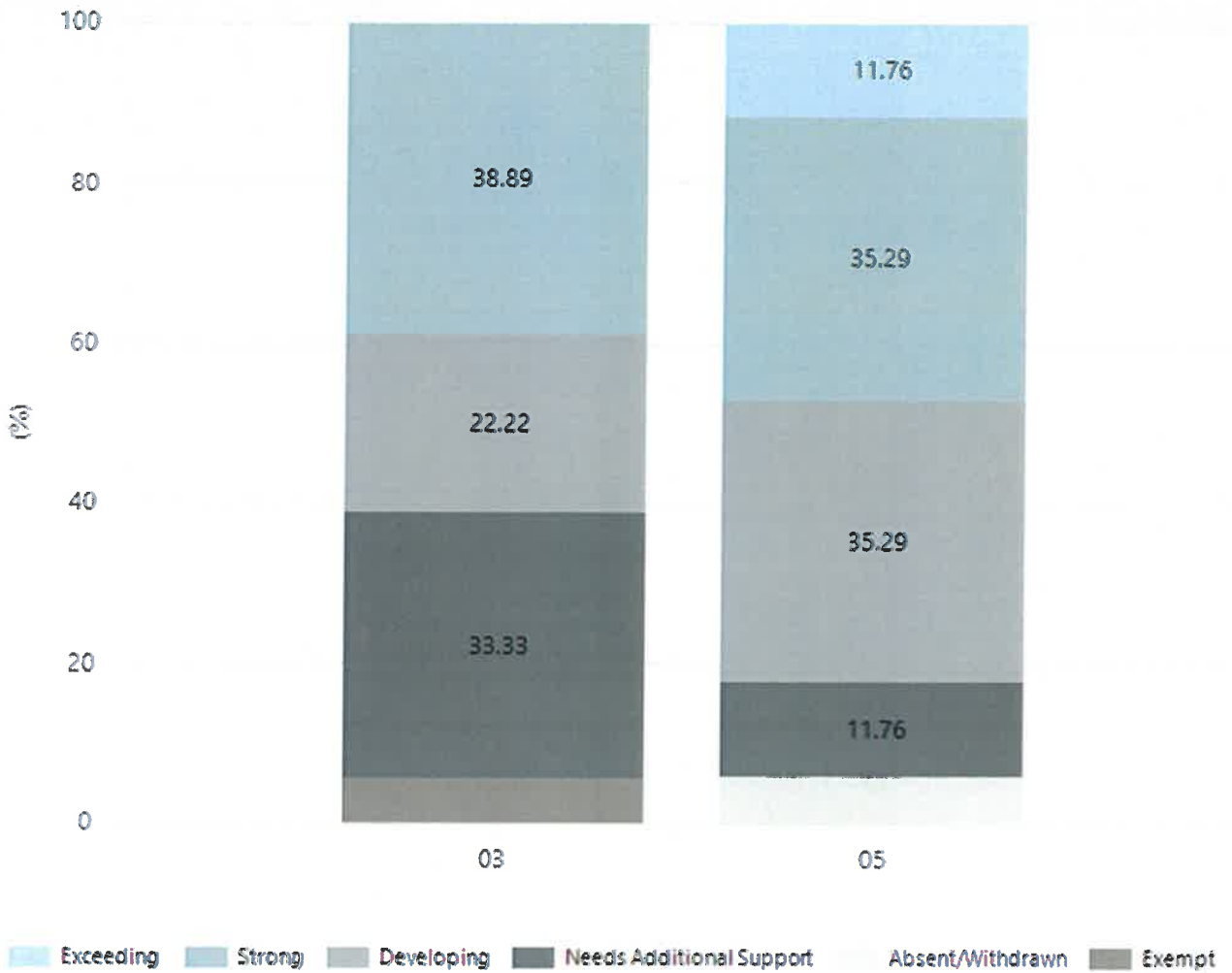
Numeracy



Year Level	03	05
Strong	5	4
Developing	5	7
Needs Additional Support	7	4
Absent/Withdrawn		2
Exempt	1	
Total	18	17

Data Source: Department for Education Assessment Data Holdings, 2023. When there are less than six students in a cohort, no data is supplied.

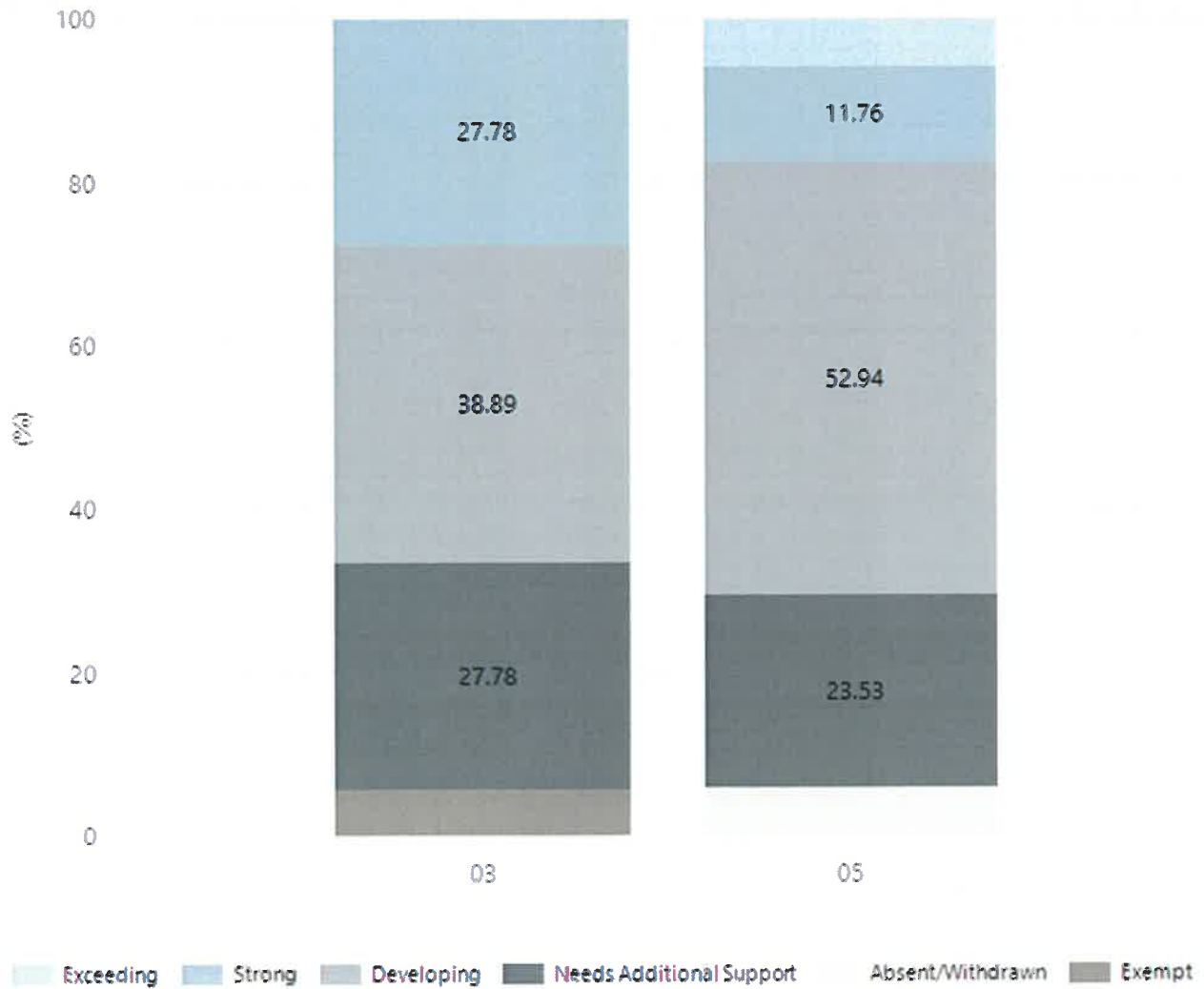
Reading



Year Level	03	05
Exceeding		2
Strong	7	6
Developing	4	6
Needs Additional Support	6	2
Absent/Withdrawn		1
Exempt	1	
Total	18	17

Data Source: Department for Education Assessment Data Holdings, 2023. When there are less than six students in a cohort, no data is supplied.

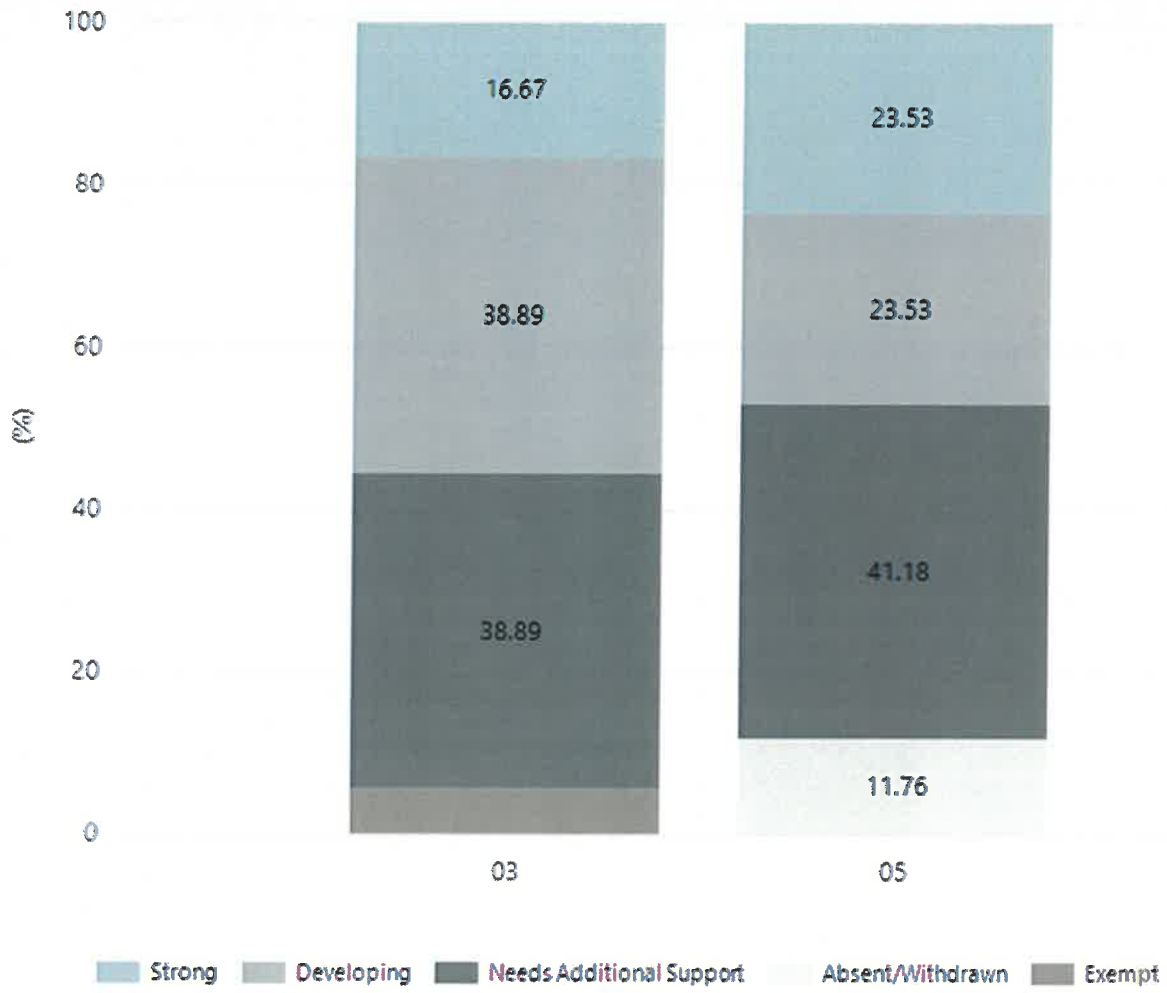
Writing



Year Level	03	05
Exceeding		1
Strong	5	2
Developing	7	9
Needs Additional Support	5	4
Absent/Withdrawn		1
Exempt	1	
Total	18	17

Data Source: Department for Education Assessment Data Holdings, 2023. When there are less than six students in a cohort, no data is supplied.

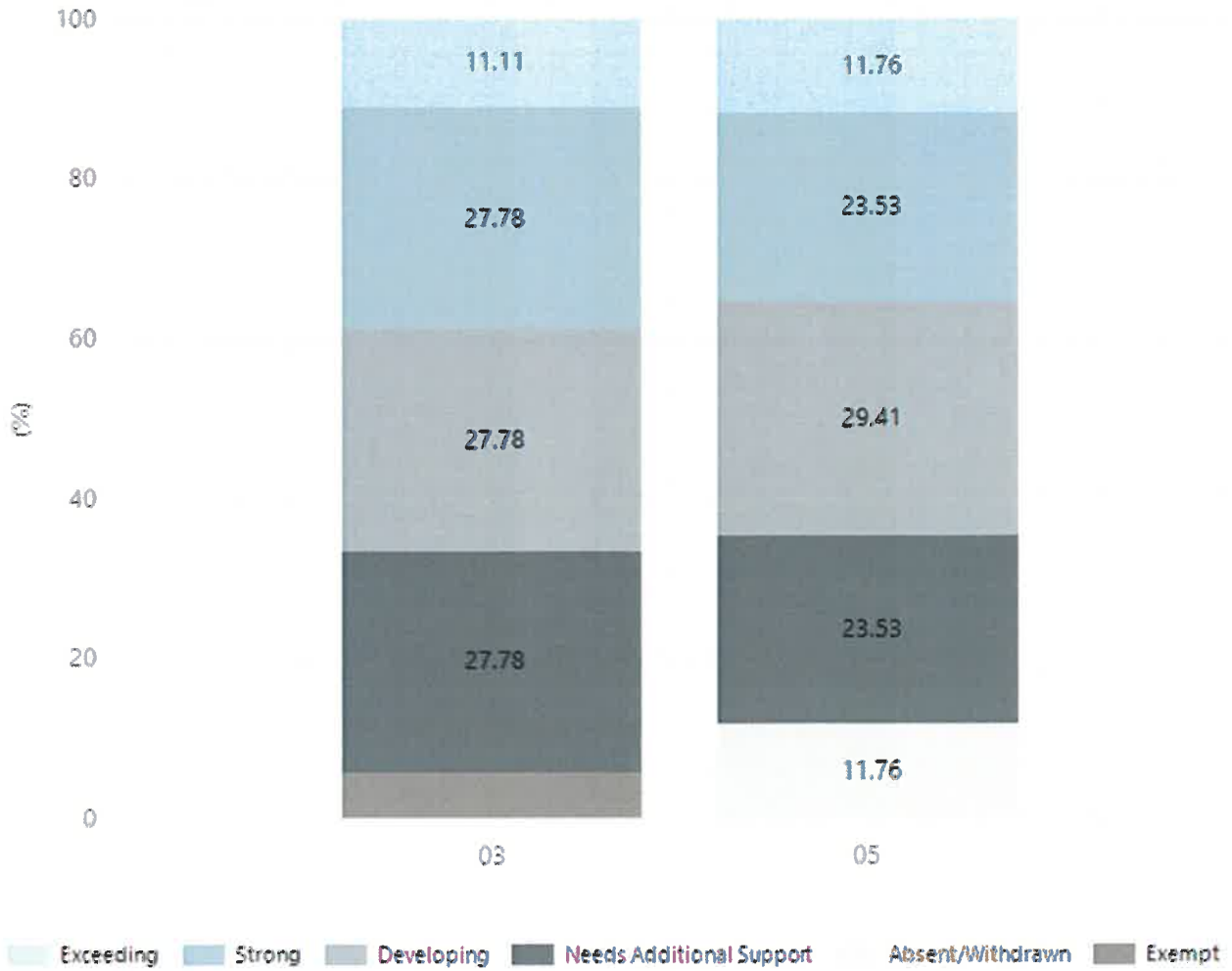
Grammar



Year Level	03	05
Strong	3	4
Developing	7	4
Needs Additional Support	7	7
Absent/Withdrawn		2
Exempt	1	
Total	18	17

Data Source: Department for Education Assessment Data Holdings, 2023. When there are less than six students in a cohort, no data is supplied.

Spelling

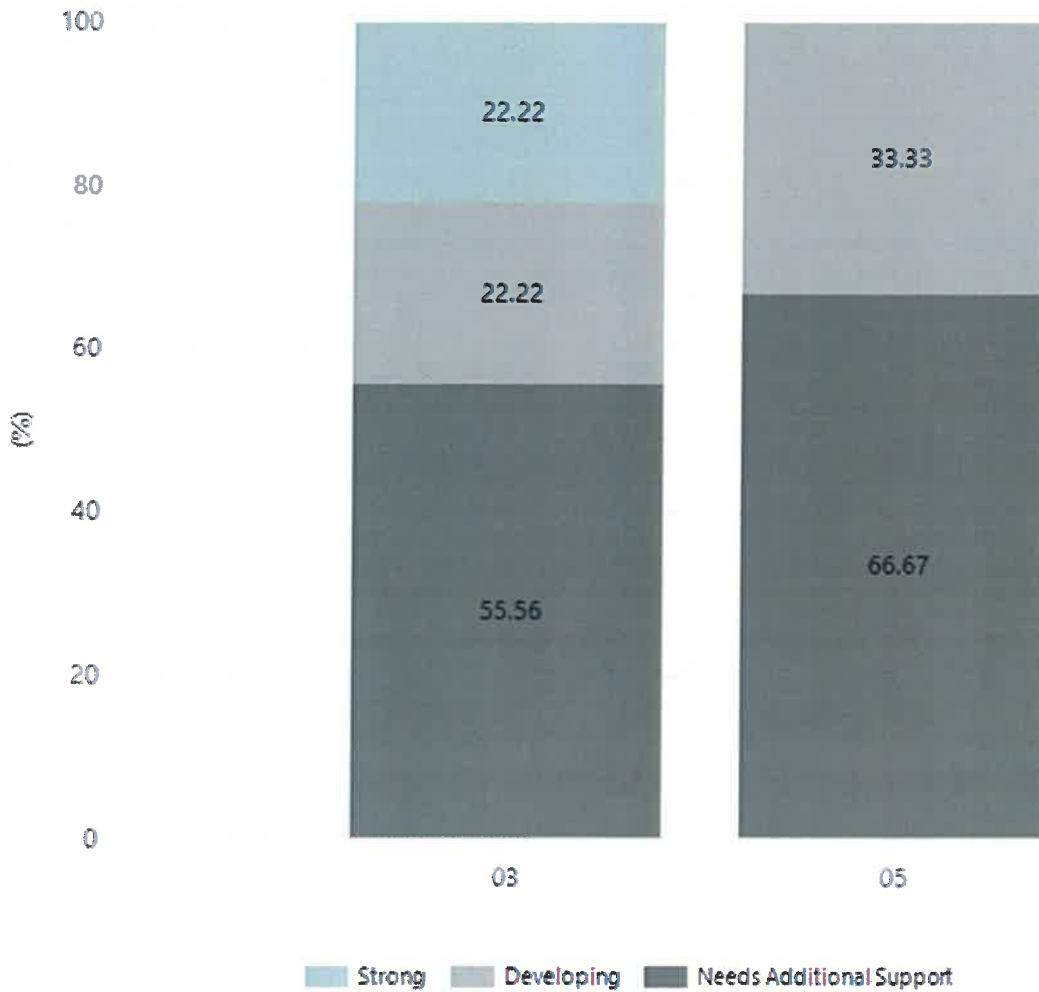


Year Level	03	05
Exceeding	2	2
Strong	5	4
Developing	5	5
Needs Additional Support	5	4
Absent/Withdrawn		2
Exempt	1	
Total	18	17

Data Source: Department for Education Assessment Data Holdings, 2023. When there are less than six students in a cohort, no data is supplied.

NAPLAN Proficiency - Aboriginal Learners

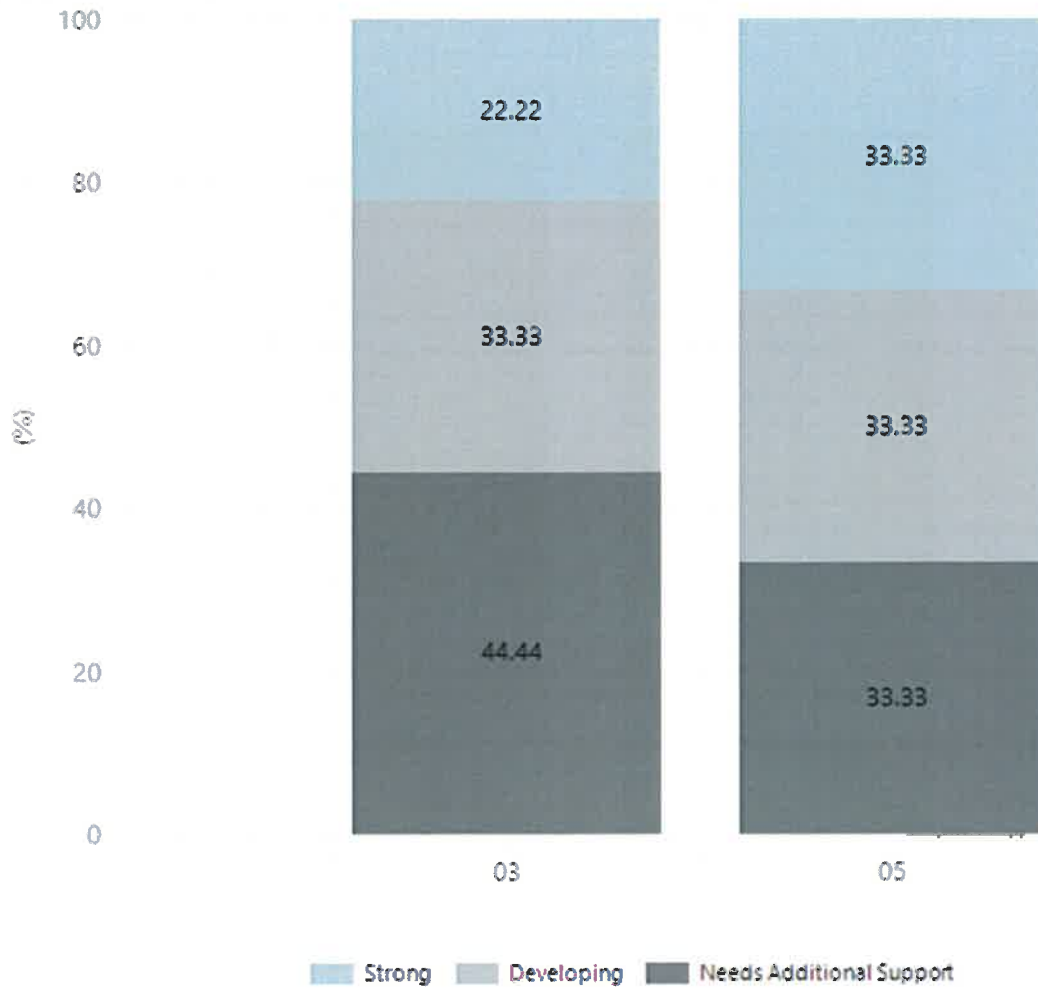
Numeracy



Year Level	03	05
Strong	2	
Developing	2	1
Needs Additional Support	5	2
Total	9	3

Data Source: Department for Education Assessment Data Holdings, 2023. When there are less than six students in a cohort, no data is supplied. Only data for Aboriginal learners is displayed.

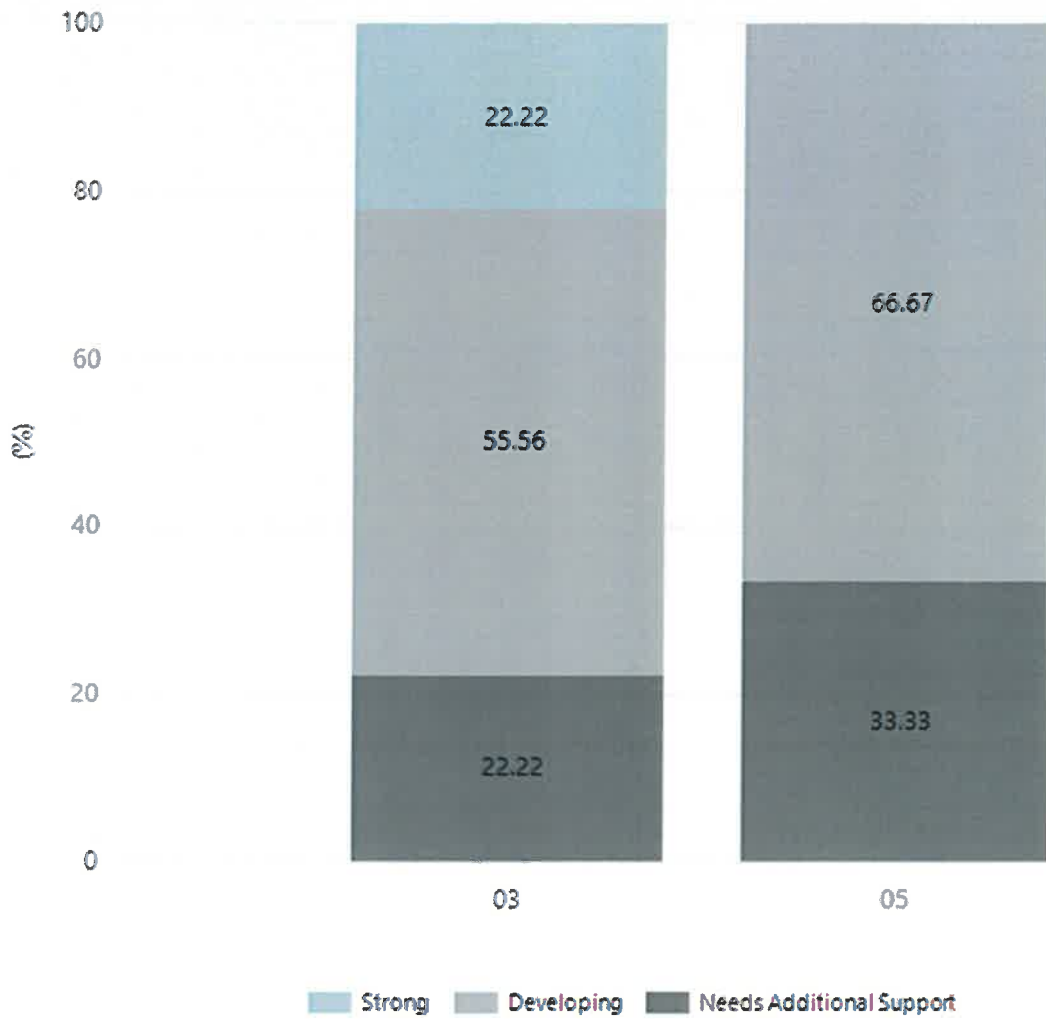
Reading



Year Level	03	05
Strong	2	1
Developing	3	1
Needs Additional Support	4	1
Total	9	3

Data Source: Department for Education Assessment Data Holdings, 2023. When there are less than six students in a cohort, no data is supplied. Only data for Aboriginal learners is displayed.

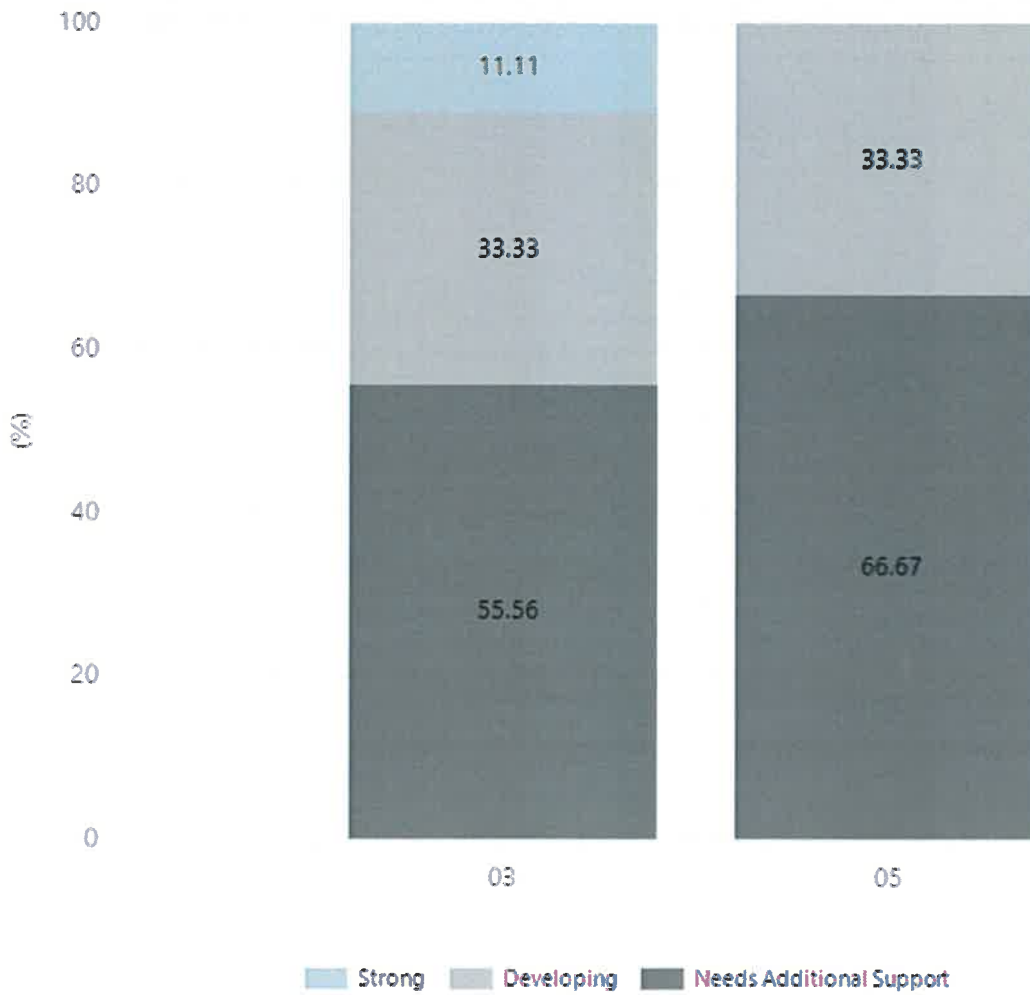
Writing



Year Level	03	05
Strong	2	
Developing	5	2
Needs Additional Support	2	1
Total	9	3

Data Source: Department for Education Assessment Data Holdings, 2023. When there are less than six students in a cohort, no data is supplied. Only data for Aboriginal learners is displayed.

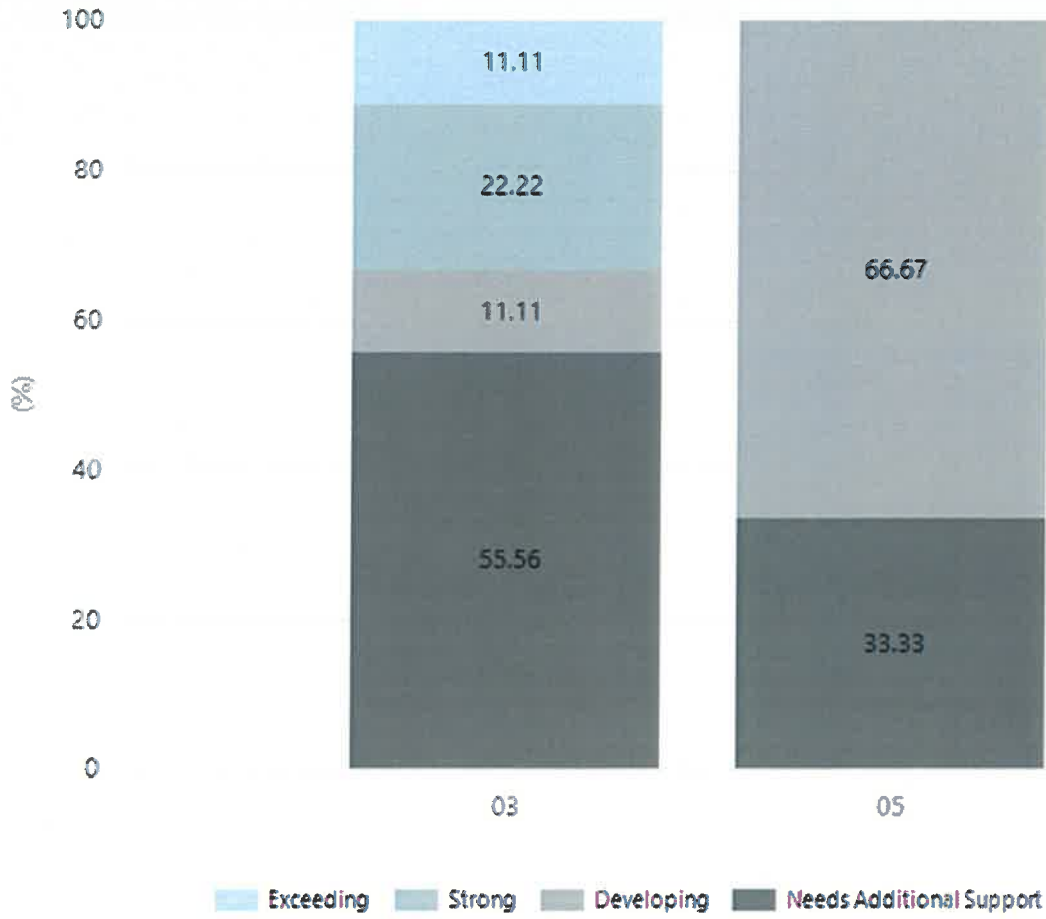
Grammar



Year Level	03	05
Strong	1	
Developing	3	1
Needs Additional Support	5	2
Total	9	3

Data Source: Department for Education Assessment Data Holdings, 2023. When there are less than six students in a cohort, no data is supplied. Only data for Aboriginal learners is displayed.

Spelling



Year Level	03	05
Exceeding	1	
Strong	2	
Developing	1	2
Needs Additional Support	5	1
Total	9	3

Data Source: Department for Education Assessment Data Holdings, 2023. When there are less than six students in a cohort, no data is supplied. Only data for Aboriginal learners is displayed.

School Attendance

Year Level	2021	2022	2023
Reception	76.3%	70.2%	76.9%
Year 01	71.0%	79.1%	78.1%
Year 02	84.7%	69.7%	74.6%
Year 03	84.4%	79.3%	76.7%
Year 04	79.1%	72.7%	81.3%
Year 05	82.1%	73.9%	79.7%
Year 06	76.0%	70.3%	79.2%
Year 07	76.9%		
Total	78.8%	73.8%	78.0%

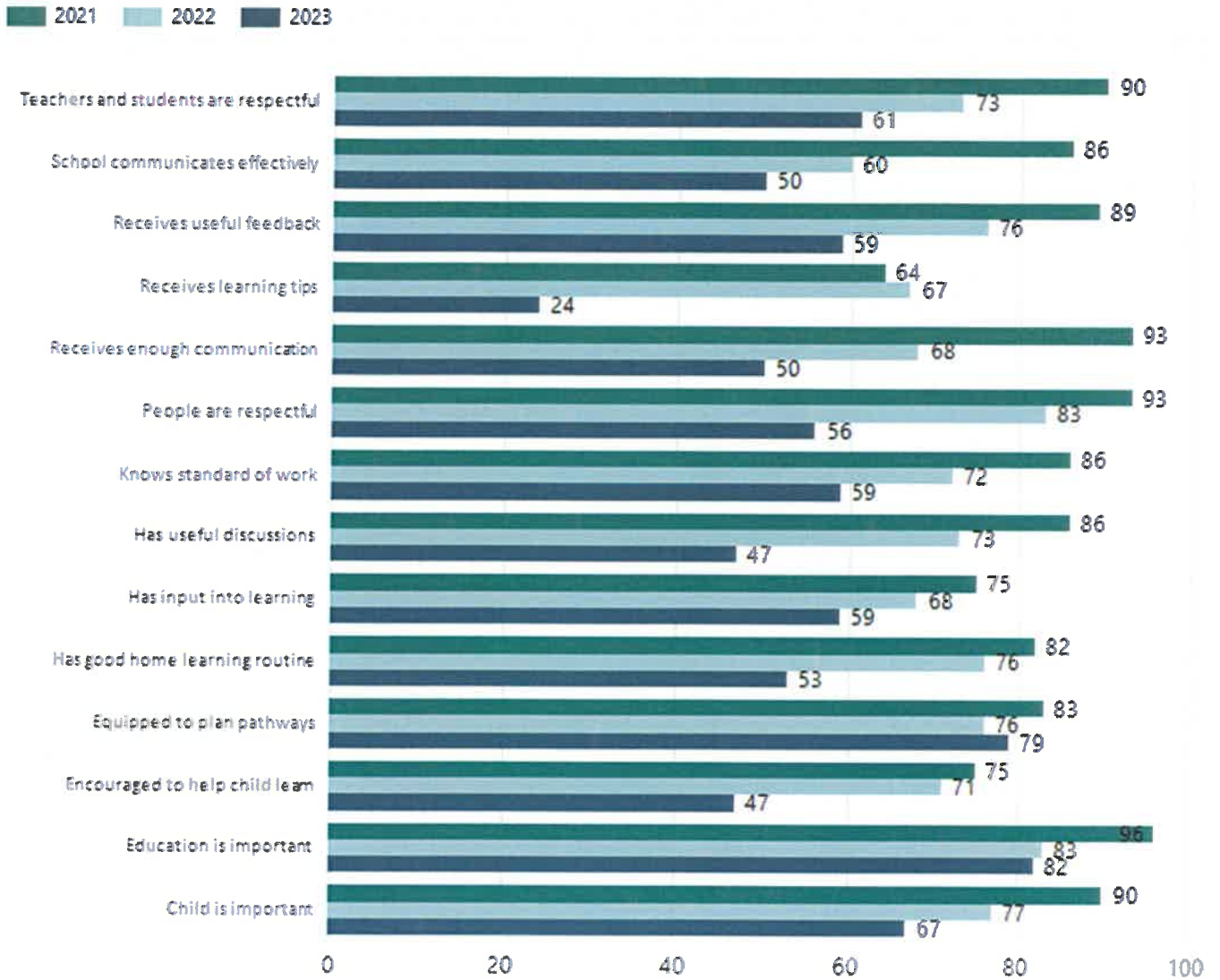
Data Source: Department for Education Attendance Data, Semester 1 Report 2023. A blank cell indicates there were no students enrolled. 'Primary Other' includes students enrolled in specialised education options. 'Secondary Other' includes students who have already spent a year at Year 12 and elected to undertake further study at Year 12.

Attendance Comment

In South Australia, all children and young people must be in school from 6 years to 16 years old. They must attend a government or non-government school full time. From age 16 to 17 however, young people must attend school or an approved learning program (such as an apprenticeship, traineeship, accredited course or university). Schools and parents must encourage and support students to come to school every day. Parents and caregivers must make sure their child is enrolled in a school, and attends school all day and everyday it is open, unless a child is sick or has an approved exemption. Teachers and leaders actively follow up when a student misses school, including recording all absences and non-attendance. All schools in South Australia have local attendance procedures governed under the Education and Children's Services Regulations 2020.

Parent Opinion Survey Results

Proportion of agree/strongly agree response(%)



Data Source: 2023 Department for Education Parent Opinions Survey, Term 3 2023.

Intended Destination

Leave Reason	Number	%
NG - ATTENDING NON-GOV SCHOOL IN SA	2	7.0%
TG - TRANSFERRED TO SA GOVERNMENT SCHOOL	26	93.0%

Data Source: Department for Education Destination Data Report, 2023. Data extract term 3 2023. Data shows recorded destinations for students that left the school in the previous year. Data is uploaded by schools in term 3 and may not reflect final or total figures at time of report creation.

Highest Qualifications held by the teaching workforce and workforce composition

All teachers at this school are qualified and registered with the SA Teachers Registration Board.

Qualification Level	Number of Qualifications
Bachelor's degrees or Diplomas	15
Postgraduate Qualifications	5

Data Source: Data extracted from Mandatory Workforce Information Collections as on the last pay date of June 2023. As self-reported by staff in the system.

Please note: Data includes staff who are Actively employed and on extended paid leave. Please note only the highest qualification of the Teaching staff is reported. Excludes any number of other certifications earned.

Workforce composition including indigenous staff

	Teaching Staff		Non-Teaching Staff	
	Indigenous	Non-Indigenous	Indigenous	Non-Indigenous
Full-Time Equivalents	0.0	17.6	1.2	7.4
Persons	0.0	20.0	2.0	12.0

Data Source: Data extracted from Mandatory Workforce Information Collection as on the last pay date of June 2023.

Please note: Data includes staff who are actively employed and on extended paid leave. "Indigenous category" is self-reported by staff in the system.

Financial Statement

Funding Source	Amount
Grants: State	2 530 115
Grants: Commonwealth	30 000
Parent Contributions	23 134
Fund Raising	10 341
Other	101 186

Data Source: School supplied data.

Governing Council Report

It was a big year for Governing Council in 2023. With the retirement of our Canteen manager the Governing Council took over the running of the Canteen on a voluntary basis and achieved a tidy profit by the end of the year. As such, we will look to continue this into 2024 in the hopes the service will once again be viable enough to employ someone to manage it.

Throughout the year Governing Council again undertook a range of fundraising activities, to raise funds towards new playground equipment. Some of these events included: a car boot sale/carnival, a pie and pastie drive, Mother's and Father's Day stalls (with special thanks to Rachelle), and our Christmas raffle. With the adoption of a Governing Council uniform the profile of the school was also promoted through these activities, especially when seeking donations from local businesses.

Further to this the Governing Council also played an active role in many school activities and community events. Some of the included: Pyjama Day, Team Colour Day, Pink Up Purple Day, Crazy Hair Day, Sports Day, The School Colour Run, Community Christmas Tree Decorating, and the Christmas Pageant.

In closing I would like to take the opportunity to thank all the members of the Governing Council, especially those who will not be continuing in 2024, as our involvement in these events would not be possible without your continued efforts.

Bre Dietman
Governing Council Chair